




HERO TITLE CO

Client Transfer Instructions

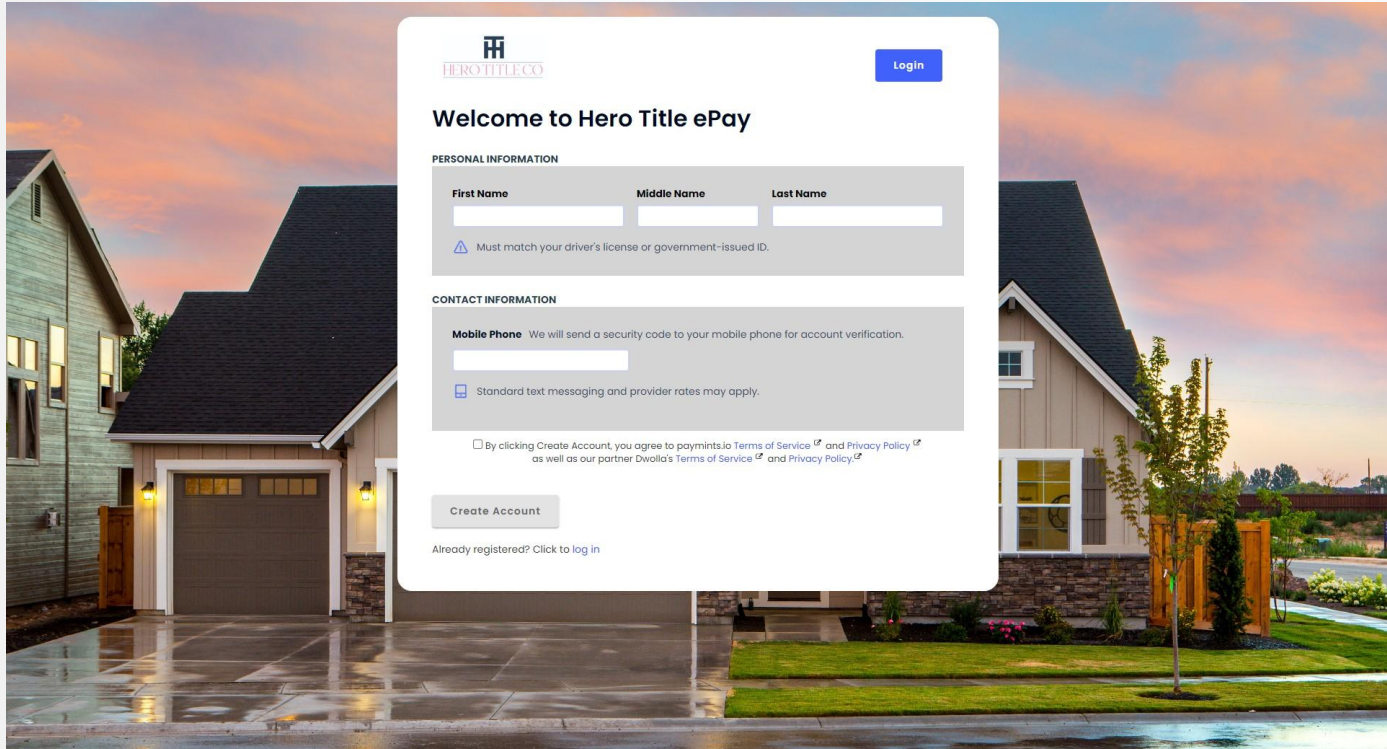
Learn More



The image shows a smartphone displaying the Hero Title ePay mobile application. At the top left is the Hero Title Co logo and name. At the top right is a blue 'Login' button. The main heading is 'Welcome to Hero Title ePay'. Below this is a section titled 'PERSONAL INFORMATION' containing three input fields for 'First Name', 'Middle Name', and 'Last Name'. A warning icon and text below the last name field state: 'Must match your driver's license or government-issued ID.' The next section is 'CONTACT INFORMATION', which includes a 'Mobile Phone' field and explanatory text: 'We will send a security code to your mobile phone for account verification.' Below the phone field is a note: 'Standard text messaging and provider rates may apply.' At the bottom of the form is a checkbox with a checkmark, followed by the text: 'By clicking Create Account, you agree to payments.io Terms of Service and Privacy Policy as well as our partner Dwolla's Terms of Service and Privacy Policy.' At the very bottom of the screen is a large blue button labeled 'Create Account'.

1

Start by going to herotitleco.paymints.io. Create an Account by inputting your first and last name and your mobile phone number. We will send you an authentication code via text.

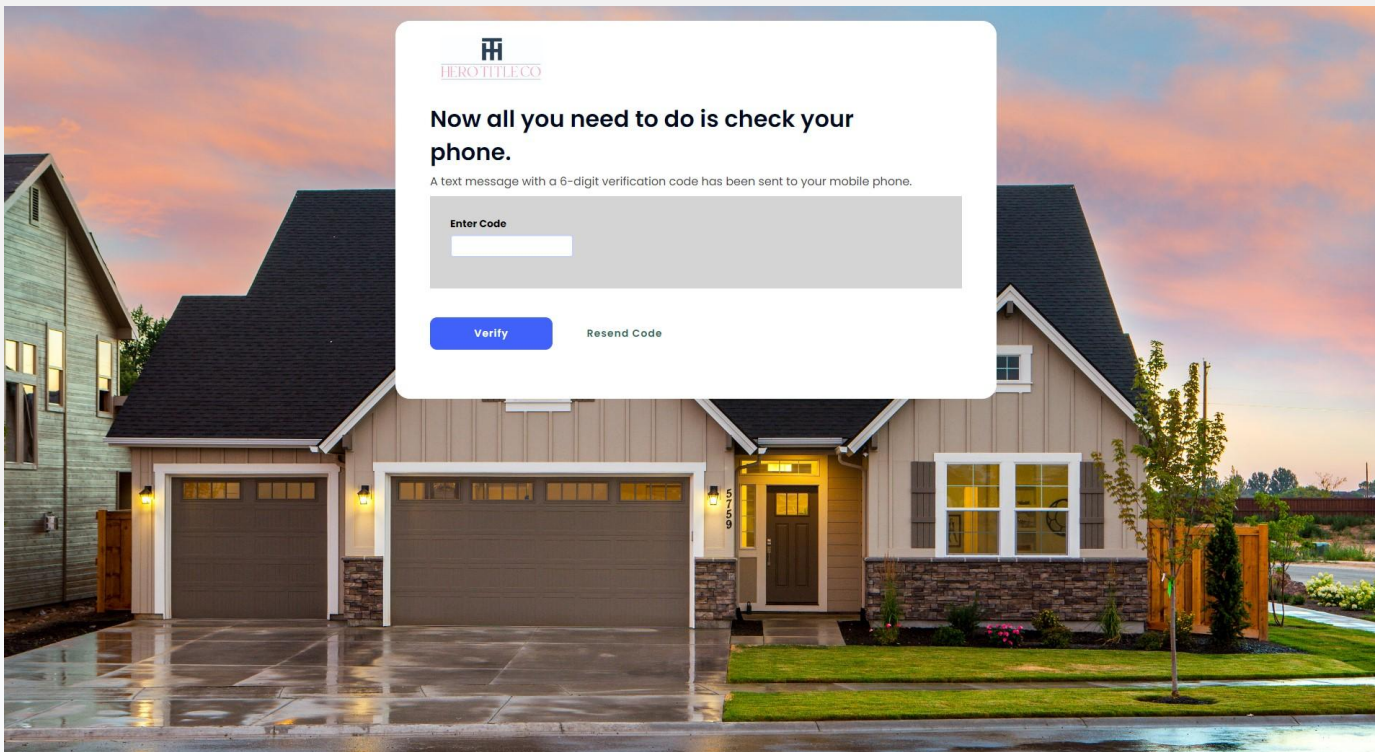


The image shows a screenshot of the Hero Title ePay account creation interface. The background is a photograph of a modern house with a garage and a lawn. The form is centered and contains the following elements:

- HERO TITLE CO.** logo and a **Login** button.
- Welcome to Hero Title ePay** heading.
- PERSONAL INFORMATION** section with three input fields for **First Name**, **Middle Name**, and **Last Name**. A note below states: "Must match your driver's license or government-issued ID."
- CONTACT INFORMATION** section with a **Mobile Phone** input field. A note below states: "We will send a security code to your mobile phone for account verification." and "Standard text messaging and provider rates may apply."
- A checkbox for **By clicking Create Account, you agree to payments.io Terms of Service and Privacy Policy as well as our partner Dwolla's Terms of Service and Privacy Policy.**
- Create Account** button.
- Link: **Already registered? Click to log in**

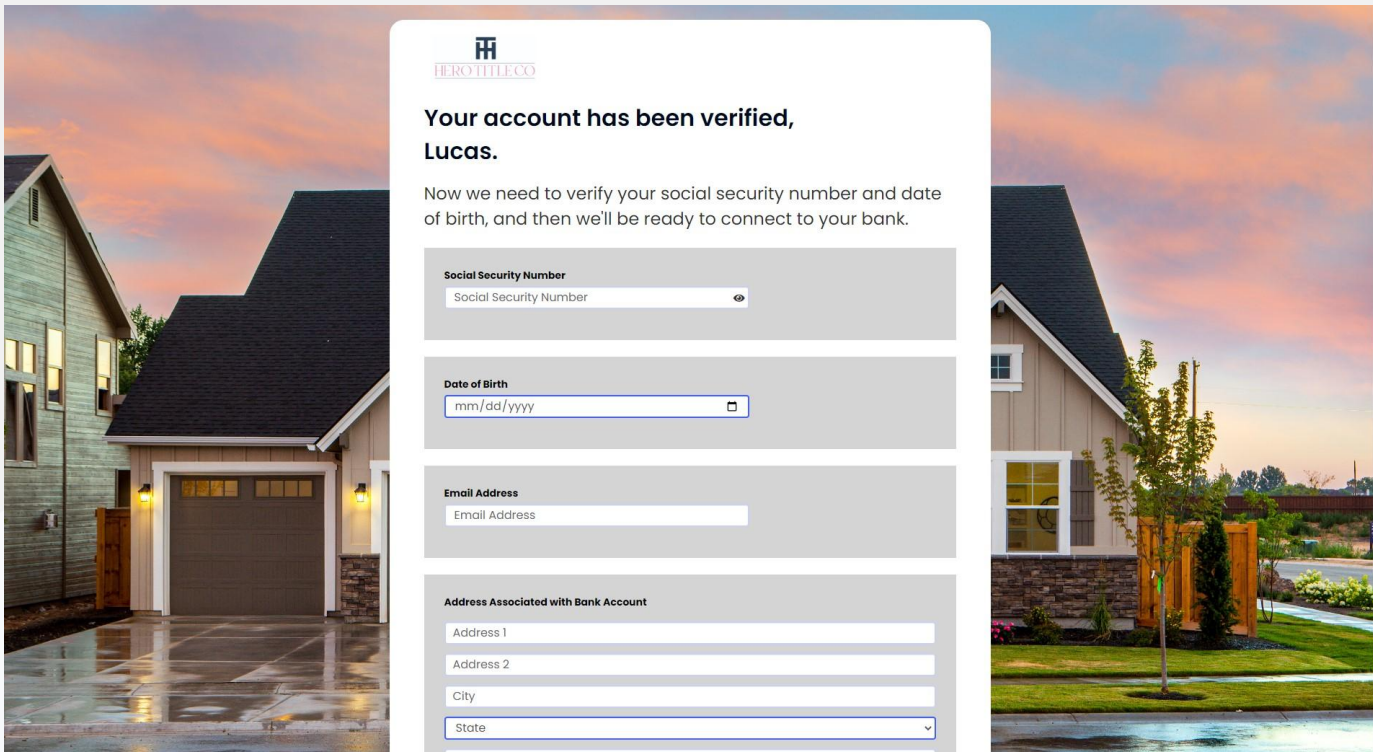
2

Enter the authentication code you should have received via text message.



3

Please input your personal information for bank compliance.



HEROTITLE.CO

**Your account has been verified,
Lucas.**

Now we need to verify your social security number and date of birth, and then we'll be ready to connect to your bank.

Social Security Number
Social Security Number

Date of Birth
mm/dd/yyyy

Email Address
Email Address

Address Associated with Bank Account

Address 1

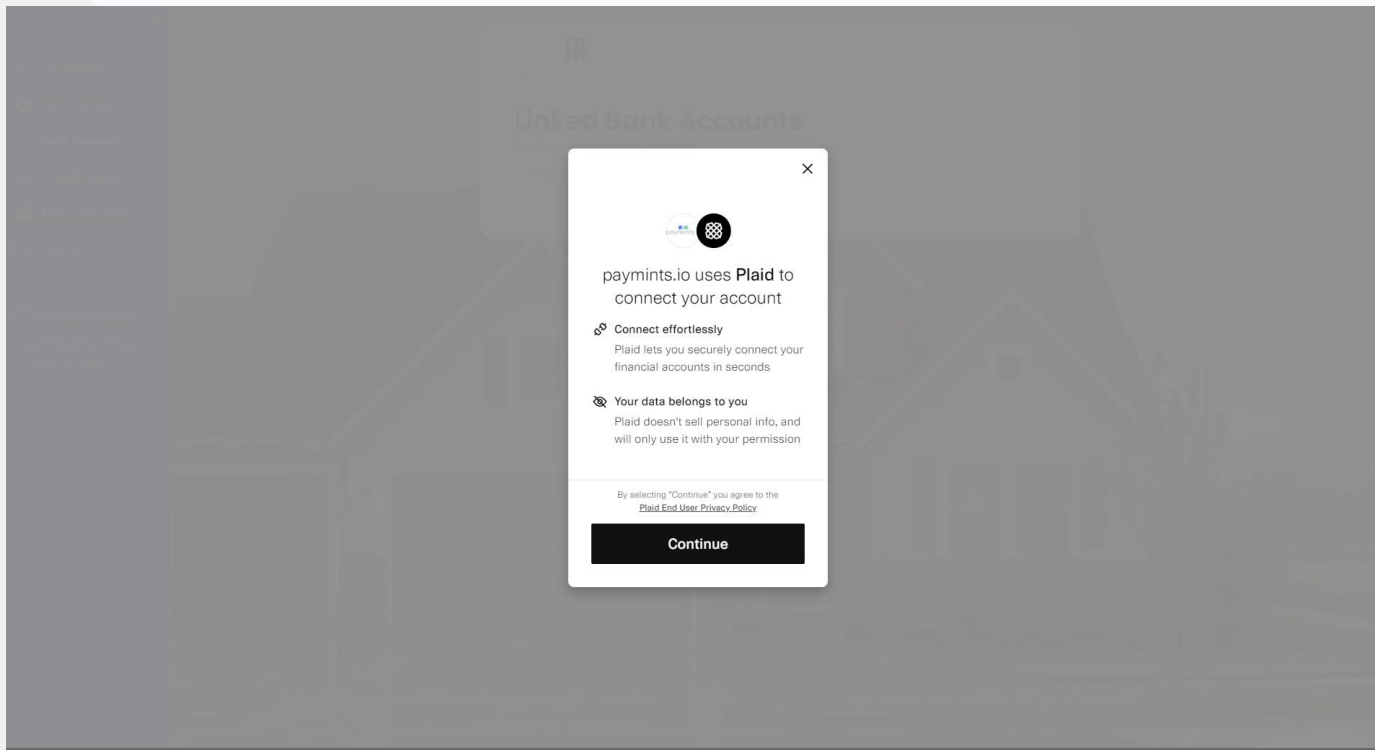
Address 2

City

State

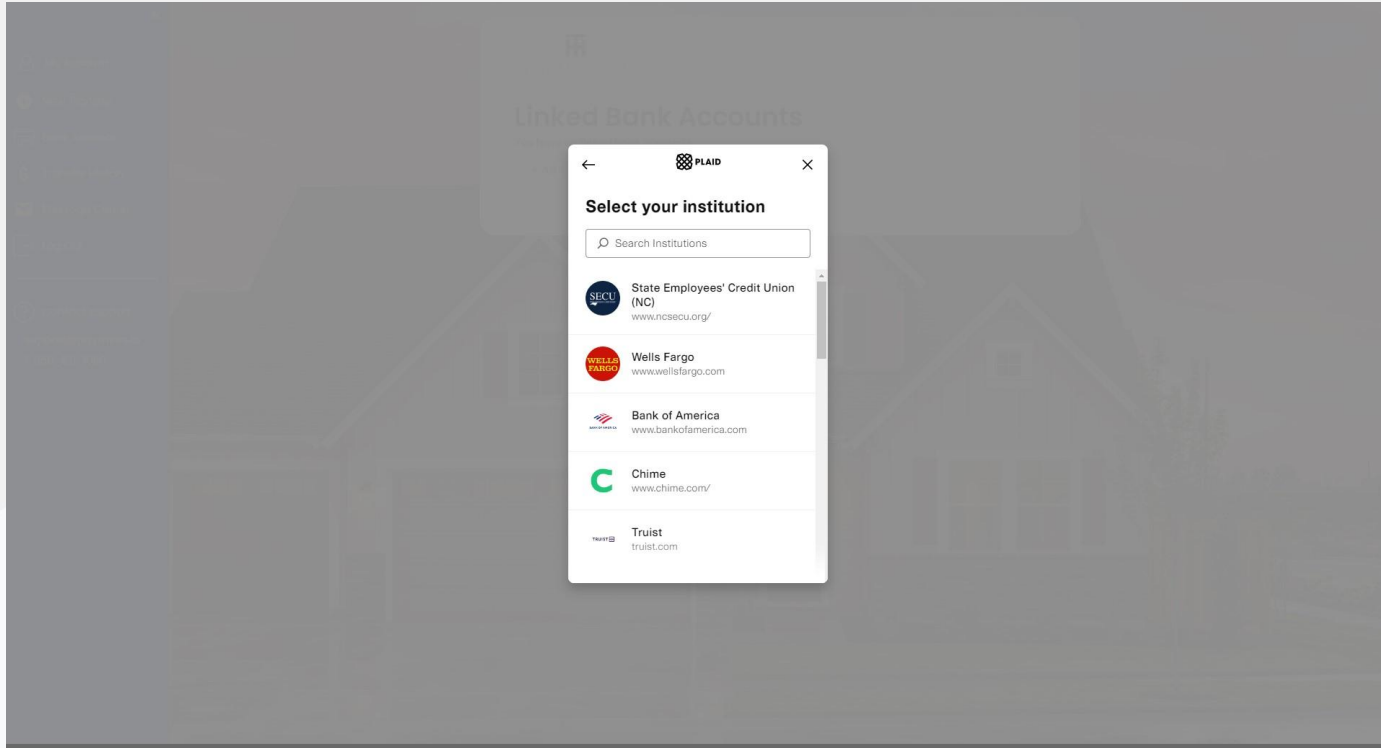
4

Next you will see the Plaid screen. Plaid is the most secure way to connect your bank account electronically. We do not share or store any banking credentials. Please click continue.



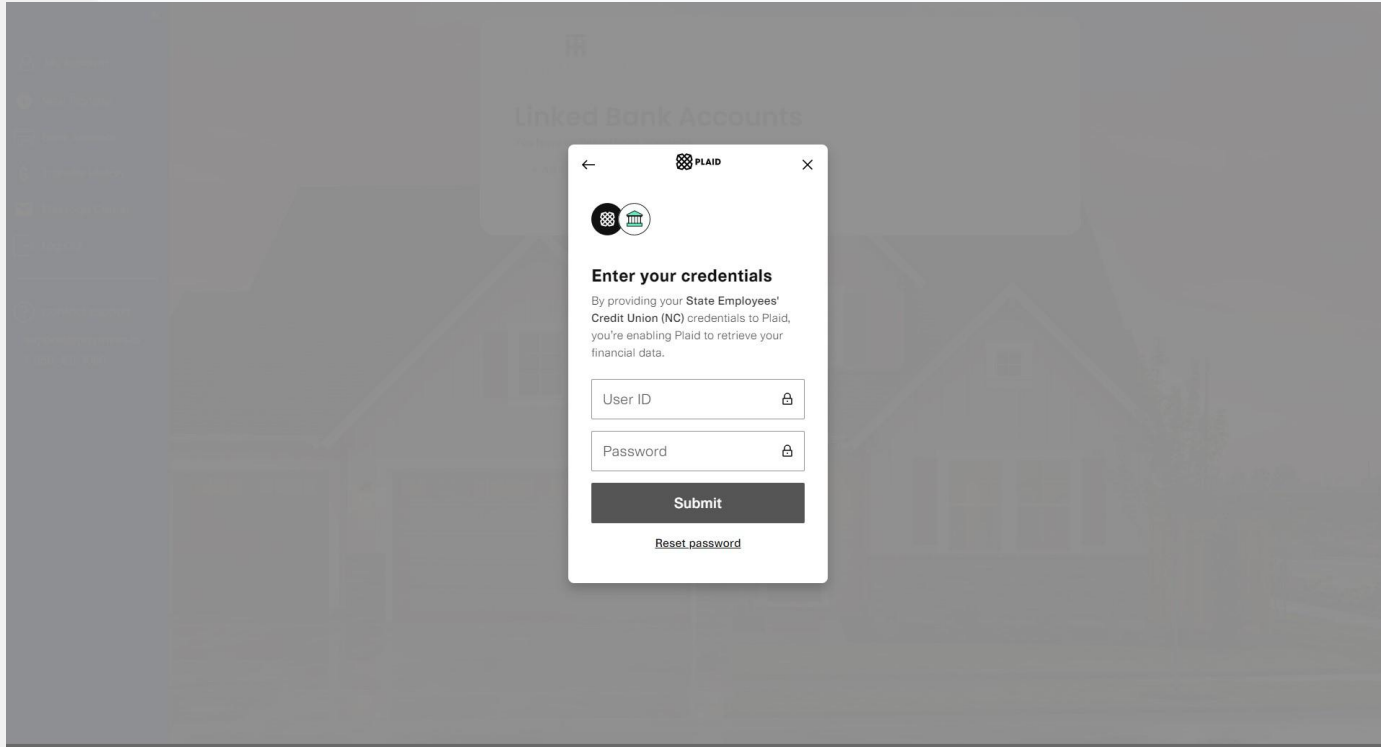
5

Plaid allows us to connect to over 16,000 financial institutions. What you will first see are the most banks used on our platform. If you do not see your bank click in the search bar and type in the name of your bank. Select your financial institution.



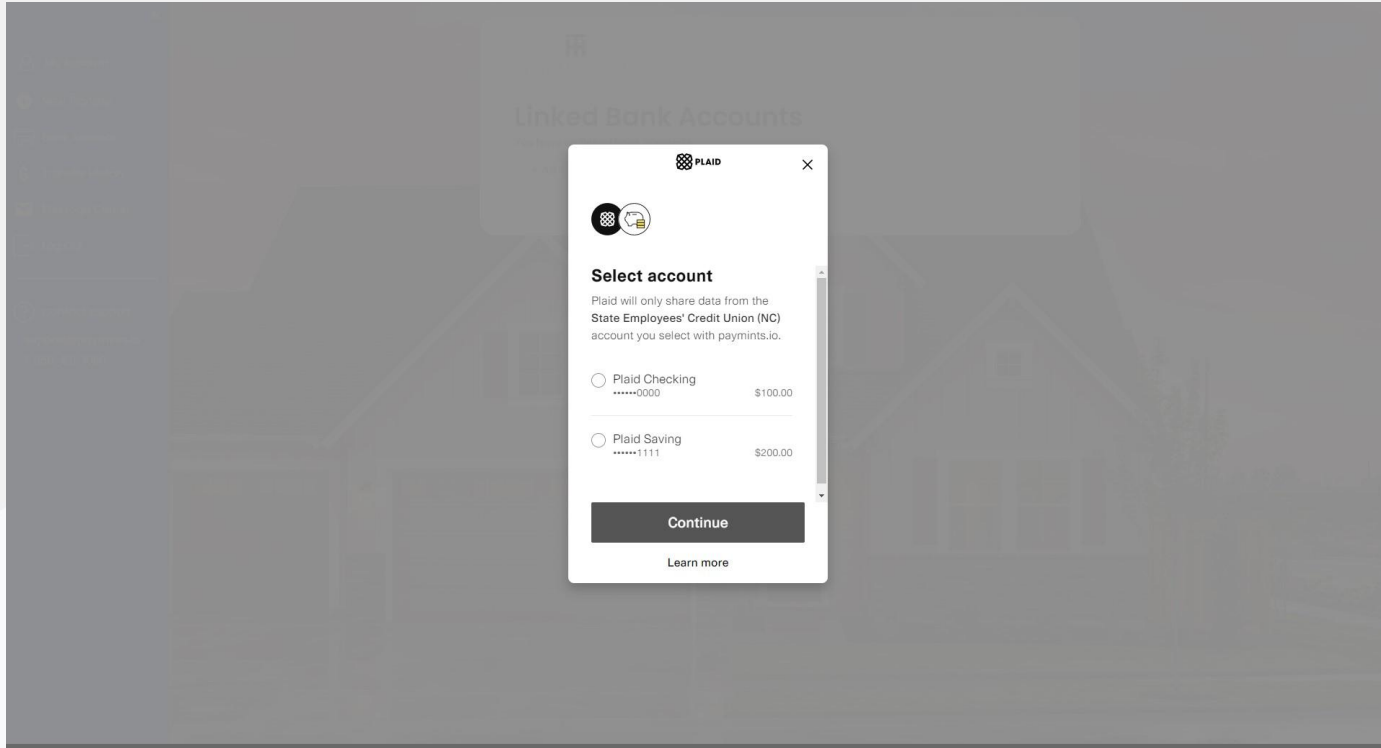
6

After you have selected your financial institution, log in to your bank using your online banking credentials. This will allow you to view all of your accounts which are eligible to make a transfer on our platform.



7

Please select the account that you would like to use to make the transfer.



8

Once your account has been selected please click "Continue".

The screenshot displays a mobile application interface. On the left is a blue sidebar menu with the following items: "My Account", "New Transfer" (highlighted), "Bank Account", "Transfer History", "Message Center", "Log Out", and "Contact support" (with email "support@paymints.io" and phone "1-888-921-1090"). The main content area shows a "Select an Account" dialog box. The dialog box has the HERO TITLE CO logo and the title "Select an Account". Below the title, it says "Please select the account you want to transfer money from:". A table lists the account details:

Financial Institution	Account	Balance	Status
State Employees' Credit Union (NC)	X0000	\$100.00 as of 09/22/2022 7:52 PM EDT	Verified

At the bottom of the dialog box, there is a "+ Add Account" link and a blue "Continue" button. The background of the app is a photograph of a modern house with a two-car garage, set against a sunset sky.

9

Please fill out the transfer details page. If you would like to add any notes about your transfer you can add that in the optional notes section.

My Account

New Transfer

Bank Account

Transfer History

Message Center

Log Out

Contact support
support@paymints.io
1-888-921-1090

HEROTITLECO

Transfer Details

What kind of transfer would you like to make?

Earnest Money Deposit for Purchase

Real Estate Agent's Full Name (Optional)

Real Estate Agent's Email Address (Optional)

Real Estate Agent's Phone Number (Optional)

Cash to Close for Refinance

Other

Please enter the property address and any optional notes:

Property Address Related To The Transfer

Address 1

Address 2

City

10

Review your transfer details and if all of the information is correct please click “Make Transfer”.

HERO TITLE CO

Review

Please confirm that the information below is correct before continuing.

Transfer From: State Employees' Credit Union (NC) Account X0000 →

Transfer To: Hero Title, LLC
610 Preserve Parkway, #Suite 10
Hoover, Alabama 35226

Details

Transfer Date	Purpose	Subject Property	Note
09/22/2022	Earnest Money Deposit For Purchase	123 Street Charlotte, North Carolina 28209	

Earnest Money Deposit For Purchase Amount \$1.23

TRANSFER TOTAL AMOUNT

\$1.23

[← Back](#) [Make Transfer](#)

11

Once you have clicked “Make Transfer” both you and Hero Title will receive email notifications that the transfer has been initiated. You will also receive an email notification when the transfer arrives in Hero Title’s account. You can also add additional email recipients if you would like to send the transfer details to anyone else involved in the closing.

HEROTITLE.CO

Your transfer is now pending.

You should expect to see the money come out of your account within the next business day. Check your email for a transfer summary receipt.

From State Employees' Credit Union (NC) Account X0000

To Hero Title, LLC
610 Preserve Parkway
Suite 10
Hoover, Alabama 35226

Details

Transfer Date	Purpose	Subject Property	Note
09/22/2022	Earnest Money Deposit For Purchase	123 Street Charlotte, North Carolina 28209	

Earnest Money Deposit For Purchase Amount \$1.23

TRANSFER TOTAL AMOUNT

\$1.23

You can send a receipt of this transfer to up to 5 people. If you wish to do so, please enter their email addresses below:

Add email address

Add email address

Add email address

Add email address

Contact Us

If you experience any issues, please contact support@paymints.io or 1-888-921-1090

Enjoyed your transfer experience?
Please let us know & tell a friend!

